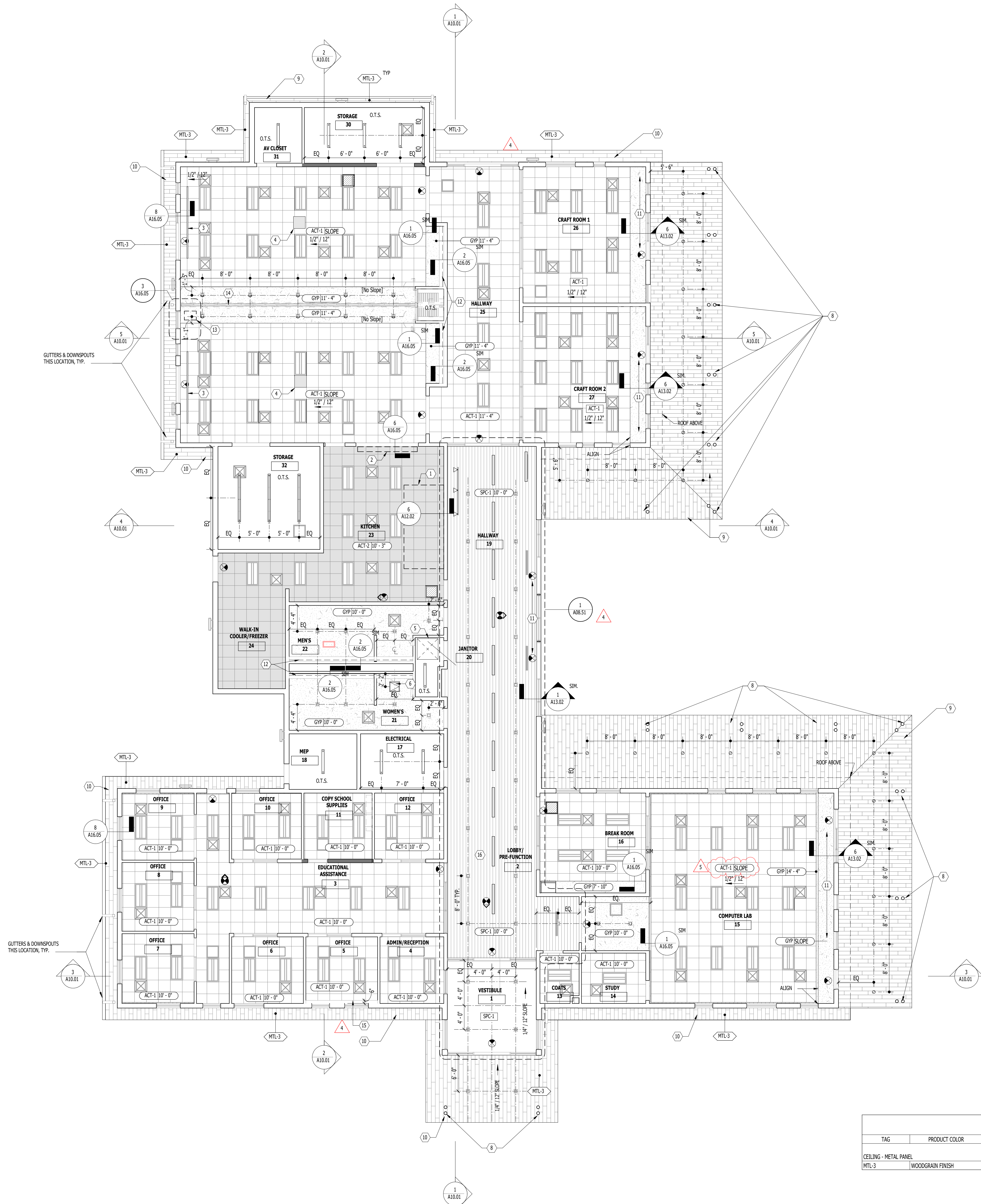


THE SQUARES AND AREAS WITH BLACK AND WHITE LETTERS PRINTED CORRECTLY

Autodesk Docs/Coushatta Education Building/ARCH-Coushatta-INT

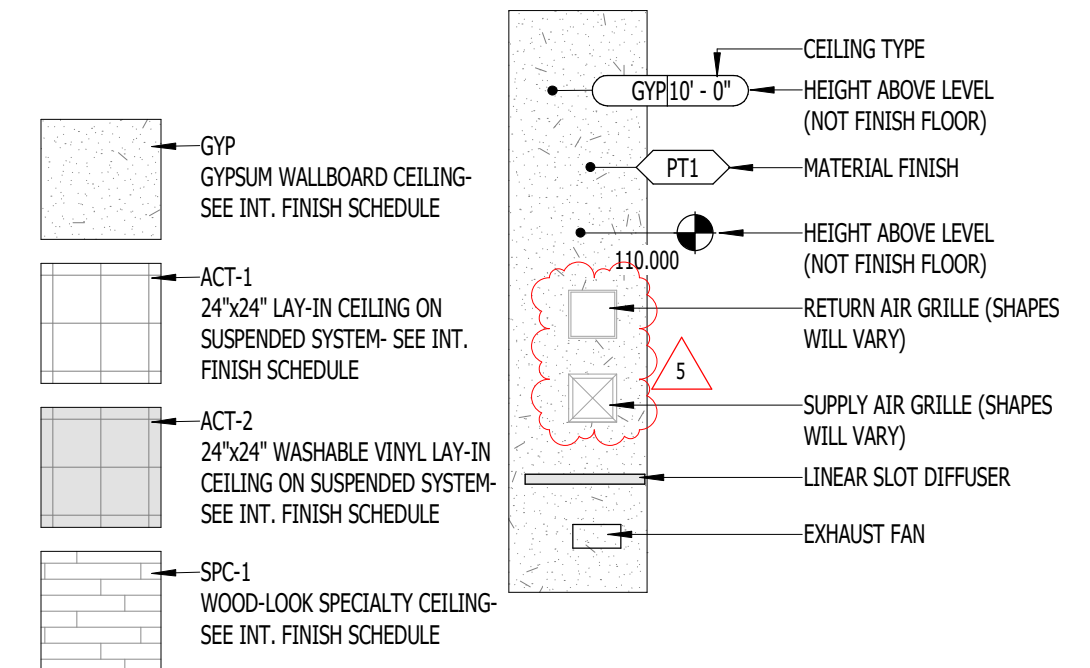
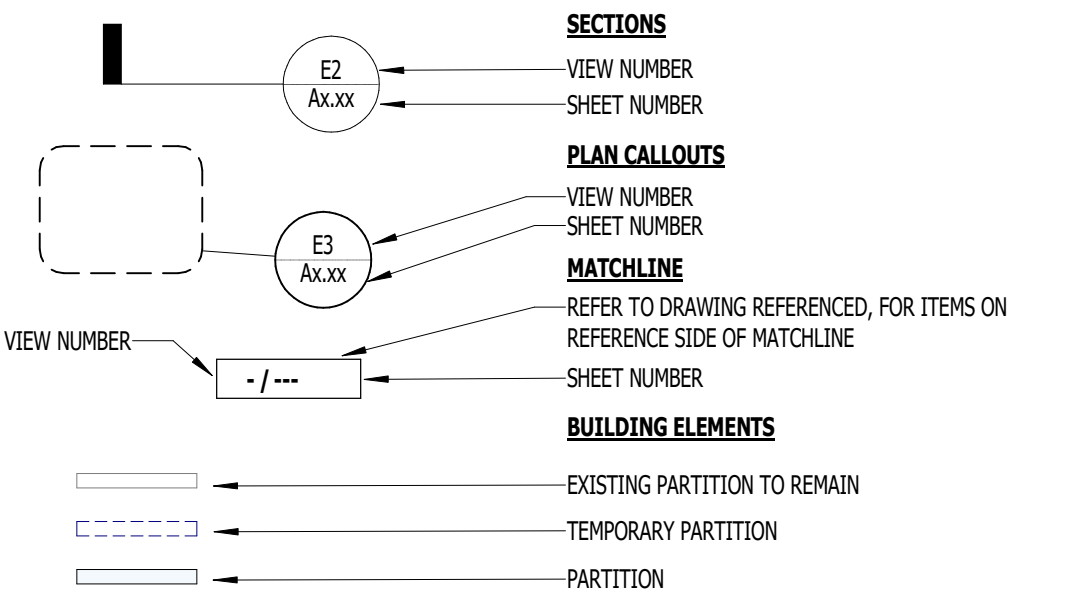
1/21/2025 7:53:20 PM

A1 REFLECTED CEILING PLAN - OVERALL
A03.01 1/8" = 1'-0"

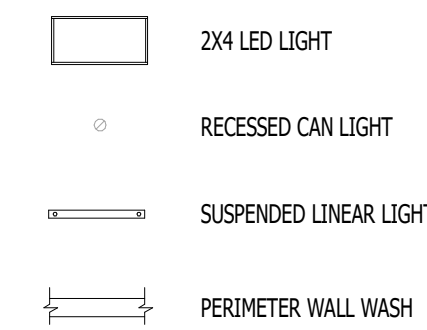


EXTERIOR - MATERIAL FINISHES - RCP						
TAG	PRODUCT COLOR	MANUFACTURER	MODEL	PRODUCT SIZE	INSTALLATION	ADDITIONAL NOTES
CEILING - METAL PANEL						
MTL-3	WOODGRAIN FINISH	PAC-CLAD	SOFFIT FLUSH SERIES	1" DEEP, 7" O.C. (24 GA)		

LEGEND- RCP'S



LIGHT FIXTURES:



NOTE: THIS DRAWING IS FOR GRAPHICAL FIXTURE LOCATION ONLY. SEE ELECTRICAL DRAWINGS FOR ADDITIONAL LIGHTING INFORMATION.

GENERAL NOTES - RCP

- SEE TYPICAL CEILING DETAILS SHEET & A16.05 FOR ADDITIONAL INFORMATION & DETAILS.
- COORDINATE FINAL LIGHTING WITH OWNER FURNISHED EQUIPMENT. FOR LIGHTING FIXTURE MOUNTING HEIGHTS, REFER TO THE LUMINAIRE SCHEDULE IN THE ELECTRICAL DRAWINGS.
- SEAL EDGES OF CUT CEILING TILES.
- ACT CEILING GRID TO BE CENTERED IN ROOM WITH EDGE TILES CUT TO THE MINIMUM DIMENSION IS 9\"/>
- FOR EXIT SIGNS, PROVIDE DIRECTIONAL ARROWS AS INDICATED ON FLOOR PLANS. SHADED SECTION DENOTES SIDE(S) WITH FACE. COORDINATE HEIGHT WITH ADJACENT ASSEMBLIES IN FIELD TO ENSURE VISIBILITY AND BEST MOUNTING APPLICATION PRIOR TO ORDERING. PROVIDE CONSISTENT HEIGHT WITH SAME SPACES. NOT TO EXCEED 12'-0\"/>
- COORDINATE FINAL SIZE AND FINAL LOCATION OF ALL ACCESS PANELS WITH TRADE REQUIRING SAME.
- COORDINATE CEILING SUSPENSION SYSTEMS WITH OTHER CEILING SPACE EQUIPMENT SUPPORTING DEVICES.
- VERIFY EXACT LOCATIONS OF SOFFIT AND CEILING CONTROL JOINTS WITH THE ARCHITECT'S REPRESENTATIVE IN THE FIELD.
- COORDINATE THE LOCATION OF ESCUTCHEON PLATES AT CEILING PENETRATIONS WITH ELECTRICAL, MECHANICAL, AND FIRE PROTECTION TRADES.

RCP NOTES BY NUMBER

- | | |
|----|--------------------------------------------------------------------------------------------------------------------------------------------------------------------------------------------------|
| 1 | COMMERCIAL HOOD (TYPE 1) ABOVE WITH ANSL PANEL. SEE FLOOR SERVICE PLANS. PROVIDE NECESSARY CLEARANCES & FINISHES PER MANUFACTURER REQUIREMENTS. IBC. |
| 2 | ROLLING COUNTER DOOR AT PASS-THROUGH WINDOW. BASIS OF DESIGN: ALPINE WOODEN COUNTER SHUTTER, ELECTRIC. WOOD AND STAIN TO MATCH WOOD DOORS. |
| 3 | PROJECTION SCREEN RECESSED INTO ACT CEILING SYSTEM. PROVIDE TRIM KIT SUITABLE FOR DROP CEILING. MOUNTING BRACKETS BY SCREEN MANUFACTURER. COORDINATE WITH ELECTRICAL FOR POWER & AV FOR PRODUCT. |
| 4 | PROJECTOR SUSPENDED FROM CEILING. COORDINATE WITH ELECTRICAL FOR POWER & AV FOR PRODUCT. |
| 5 | ROOF ACCESS HATCH ABOVE. |
| 6 | CEILING ACCESS PANEL, 12\"/> |
| 7 | COLUMNS (TYP) - SEE STRUCTURAL AND ELEVATIONS. SEE PLAN FOR FAUX SECONDARY ARCHITECTURAL COLUMNS. |
| 8 | EXTERIOR CANOPY SOFFIT, MT-3 (TYP). |
| 9 | EXTERIOR ROOF OVERHANG AT HIGH ROOF, SOFFIT FOLLOWS ROOF SLOPE. |
| 10 | WOOD SLATS AT EXTERIOR GLAZING TO BE 6\"/> |
| 11 | PERIMETER WALL WASH. |
| 12 | 1/8\"/> |
| 13 | GC TO COORDINATE FRAMING AND STRUCTURAL REQUIREMENTS W/ ARCHITECT AND MANUFACTURER PRIOR TO INSTALLATION. |
| 14 | PROVIDE 6\"/> |
| 15 | SPACING OF WOOD SLAT CEILING MUST BE COORDINATED WITH CEILING FIXTURES INCLUDING SUSPENDED LIGHT FIXTURES, TYP. |

NELSON
Nelco Architecture, Inc.

100 S. Independence Mall West
Suite 500
Philadelphia, PA 19106
Phone: (215) 925-6562

WWW.NELSONWORLDWIDE.COM

DESIGN ARCHITECT
NELSON WORLDWIDE
200 S. WALNUT STREET, #200
PHILADELPHIA, PA 19106

ARCHITECT OF RECORD
NELSON WORLDWIDE
915 S. PROSPECT AVE.
SUITE 200
PHILADELPHIA, PA 19106

CONSTRUCTION ADMIN ARCHITECTURAL REP
NEA KAPLAN STUDIO
200 WEST WALNUT STREET
SUITE 100
PHILADELPHIA, PA 19106

MEP ENGINEERING
WINDWARD ENGINEERS & CONSULTANTS
1405 PROSPECT AVE.
SUITE 200
PHILADELPHIA, PA 19106

STRUCTURAL ENGINEER
HARRIS CONSULTANTS
1111 BARCLAY ST.
NEW ORLEANS, LA 70112

LANDSCAPE ARCHITECTURE
DANA BROWN & ASSOCIATES
1000 MARINE DRIVE
NEW ORLEANS, LA 70112

CIVIL ENGINEER
Q&A, INC.
900 CORPORATE CAMPUS DRIVE, SUITE 1200
DALLAS, TX 75243

FOOD SERVICE
MORRIS CONSULTING, LLC
111 KRAMER CT
HARRISBURG, PA 17105

MECHANICAL ENGINEER
MORRIS CONSULTING, LLC
111 KRAMER CT
HARRISBURG, PA 17105

MECHANICAL ENGINEER
MORRIS CONSULTING, LLC
111 KRAMER CT
HARRISBURG, PA 17105

MECHANICAL ENGINEER
MORRIS CONSULTING, LLC
111 KRAMER CT
HARRISBURG, PA 17105

MECHANICAL ENGINEER
MORRIS CONSULTING, LLC
111 KRAMER CT
HARRISBURG, PA 17105

MECHANICAL ENGINEER
MORRIS CONSULTING, LLC
111 KRAMER CT
HARRISBURG, PA 17105

MECHANICAL ENGINEER
MORRIS CONSULTING, LLC
111 KRAMER CT
HARRISBURG, PA 17105

MECHANICAL ENGINEER
MORRIS CONSULTING, LLC
111 KRAMER CT
HARRISBURG, PA 17105

MECHANICAL ENGINEER
MORRIS CONSULTING, LLC
111 KRAMER CT
HARRISBURG, PA 17105

MECHANICAL ENGINEER
MORRIS CONSULTING, LLC
111 KRAMER CT
HARRISBURG, PA 17105

MECHANICAL ENGINEER
MORRIS CONSULTING, LLC
111 KRAMER CT
HARRISBURG, PA 17105

MECHANICAL ENGINEER
MORRIS CONSULTING, LLC
111 KRAMER CT
HARRISBURG, PA 17105

MECHANICAL ENGINEER
MORRIS CONSULTING, LLC
111 KRAMER CT
HARRISBURG, PA 17105

MECHANICAL ENGINEER
MORRIS CONSULTING, LLC
111 KRAMER CT
HARRISBURG, PA 17105

MECHANICAL ENGINEER
MORRIS CONSULTING, LLC
111 KRAMER CT
HARRISBURG, PA 17105

MECHANICAL ENGINEER
MORRIS CONSULTING, LLC
111 KRAMER CT
HARRISBURG, PA 17105

MECHANICAL ENGINEER
MORRIS CONSULTING, LLC
111 KRAMER CT
HARRISBURG, PA 17105

MECHANICAL ENGINEER
MORRIS CONSULTING, LLC
111 KRAMER CT
HARRISBURG, PA 17105

MECHANICAL ENGINEER
MORRIS CONSULTING, LLC
111 KRAMER CT
HARRISBURG, PA 17105

MECHANICAL ENGINEER
MORRIS CONSULTING, LLC
111 KRAMER CT
HARRISBURG, PA 17105

MECHANICAL ENGINEER
MORRIS CONSULTING, LLC
111 KRAMER CT
HARRISBURG, PA 17105

MECHANICAL ENGINEER
MORRIS CONSULTING, LLC
111 KRAMER CT
HARRISBURG, PA 17105

MECHANICAL ENGINEER
MORRIS CONSULTING, LLC
111 KRAMER CT
HARRISBURG, PA 17105

MECHANICAL ENGINEER
MORRIS CONSULTING, LLC
111 KRAMER CT
HARRISBURG, PA 17105

MECHANICAL ENGINEER
MORRIS CONSULTING, LLC
111 KRAMER CT
HARRISBURG, PA 17105

MECHANICAL ENGINEER
MORRIS CONSULTING, LLC
111 KRAMER CT
HARRISBURG, PA 17105

MECHANICAL ENGINEER
MORRIS CONSULTING, LLC
111 KRAMER CT
HARRISBURG, PA 17105

MECHANICAL ENGINEER
MORRIS CONSULTING, LLC
111 KRAMER CT
HARRISBURG, PA 17105

MECHANICAL ENGINEER
MORRIS CONSULTING, LLC
111 KRAMER CT
HARRISBURG, PA 17105

MECHANICAL ENGINEER
MORRIS CONSULTING, LLC
111 KRAMER CT
HARRISBURG, PA 17105

MECHANICAL ENGINEER
MORRIS CONSULTING, LLC
111 KRAMER CT
HARRISBURG, PA 17105

MECHANICAL ENGINEER
MORRIS CONSULTING, LLC
111 KRAMER CT
HARRISBURG, PA 17105

MECHANICAL ENGINEER
MORRIS CONSULTING, LLC
111 KRAMER CT
HARRISBURG, PA 17105

MECHANICAL ENGINEER
MORRIS CONSULTING, LLC
111 KRAMER CT
HARRISBURG, PA 17105

MECHANICAL ENGINEER
MORRIS CONSULTING, LLC
111 KRAMER CT
HARRISBURG, PA 17105

MECHANICAL ENGINEER
MORRIS CONSULTING, LLC
111 KRAMER CT
HARRISBURG, PA 17105

MECHANICAL ENGINEER
MORRIS CONSULTING, LLC
111 KRAMER CT
HARRISBURG, PA 17105

MECHANICAL ENGINEER
MORRIS CONSULTING, LLC
111 KRAMER CT
HARRISBURG, PA 17105

MECHANICAL ENGINEER
MORRIS CONSULTING, LLC
111 KRAMER CT
HARRISBURG, PA 17105

MECHANICAL ENGINEER
MORRIS CONSULTING, LLC
111 KRAMER CT
HARRISBURG, PA 17105

MECHANICAL ENGINEER
MORRIS CONSULTING, LLC
111 KRAMER CT
HARRISBURG, PA 17105

MECHANICAL ENGINEER
MORRIS CONSULTING, LLC
111 KRAMER CT
HARRISBURG, PA 17105

MECHANICAL ENGINEER
MORRIS CONSULTING, LLC
111 KRAMER CT
HARRISBURG, PA 17105

MECHANICAL ENGINEER
MORRIS CONSULTING, LLC
111 KRAMER CT
HARRISBURG, PA 17105

MECHANICAL ENGINEER
MORRIS CONSULTING, LLC
111 KRAMER CT
HARRISBURG, PA 17105

MECHANICAL ENGINEER
MORRIS CONSULTING, LLC
111 KRAMER CT
HARRISBURG, PA 17105

MECHANICAL ENGINEER
MORRIS CONSULTING, LLC
111 KRAMER CT
HARRISBURG, PA 17105

MECHANICAL ENGINEER
MORRIS CONSULTING, LLC
111 KRAMER CT
HARRISBURG, PA 17105

MECHANICAL ENGINEER
MORRIS CONSULTING, LLC
111 KRAMER CT
HARRISBURG, PA 17105

MECHANICAL ENGINEER
MORRIS CONSULTING, LLC
111 KRAMER CT
HARRISBURG, PA 17105

MECHANICAL ENGINEER
MORRIS CONSULTING, LLC
111 KRAMER CT
HARRISBURG, PA 17105

MECHANICAL ENGINEER
MORRIS CONSULTING, LLC
111 KRAMER CT
HARRISBURG, PA 17105

MECHANICAL ENGINEER
MORRIS CONSULTING, LLC
111 KRAMER CT
HARRISBURG, PA 17105

MECHANICAL ENGINEER
MORRIS CONSULTING, LLC
111 KRAMER CT
HARRISBURG, PA 17105

MECHANICAL ENGINEER
MORRIS CONSULTING, LLC
111 KRAMER CT
HARRISBURG, PA 17105

MECHANICAL ENGINEER
MORRIS CONSULTING, LLC
111 KRAMER CT
HARRISBURG, PA 17105

MECHANICAL ENGINEER
MORRIS CONSULTING, LLC
111 KRAMER CT
HARRISBURG, PA 17105

MECHANICAL ENGINEER
MORRIS CONSULTING, LLC
111 KRAMER CT
HARRISBURG, PA 17105

MECHANICAL ENGINEER
MORRIS CONSULTING, LLC
111 KRAMER CT
HARRISBURG, PA 17105

MECHANICAL ENGINEER
MORRIS CONSULTING, LLC
111 KRAMER CT
HARRISBURG, PA 17105

MECHANICAL ENGINEER
MORRIS CONSULTING, LLC
111 KRAMER CT
HARRISBURG, PA 17105

MECHANICAL ENGINEER
MORRIS CONSULTING, LLC
111 KRAMER CT
HARRISBURG, PA 17105

MECHANICAL ENGINEER
MORRIS CONSULTING, LLC
111 KRAMER CT
HARRISBURG, PA 17105

MECHANICAL ENGINEER
MORRIS CONSULTING, LLC
111 KRAMER CT
HARRISBURG, PA 17105

MECHANICAL ENGINEER
MORRIS CONSULTING, LLC
111 KRAMER CT
HARRISBURG, PA 17105

MECHANICAL ENGINEER
MORRIS CONSULTING, LLC
111 KRAMER CT
HARRISBURG, PA 17105

MECHANICAL ENGINEER
MORRIS CONSULTING, LLC
111 KRAMER CT
HARRISBURG, PA 17105

MECHANICAL ENGINEER
MORRIS CONSULTING, LLC
111 KRAMER CT
HARRISBURG, PA 17105

MECHANICAL ENGINEER
MORRIS CONSULTING, LLC
111 KRAMER CT
HARRISBURG, PA 17105

MECHANICAL ENGINEER
MORRIS CONSULTING, LLC
111 KRAMER CT
HARRISBURG, PA 17105

MECHANICAL ENGINEER
MORRIS CONSULTING, LLC
111 KRAMER CT
HARRISBURG, PA 17105

MECHANICAL ENGINEER
MORRIS CONSULTING, LLC
111 KRAMER CT
HARRISBURG, PA 17105

MECHANICAL ENGINEER
MORRIS CONSULTING, LLC
111 KRAMER CT
HARRISBURG, PA 17105